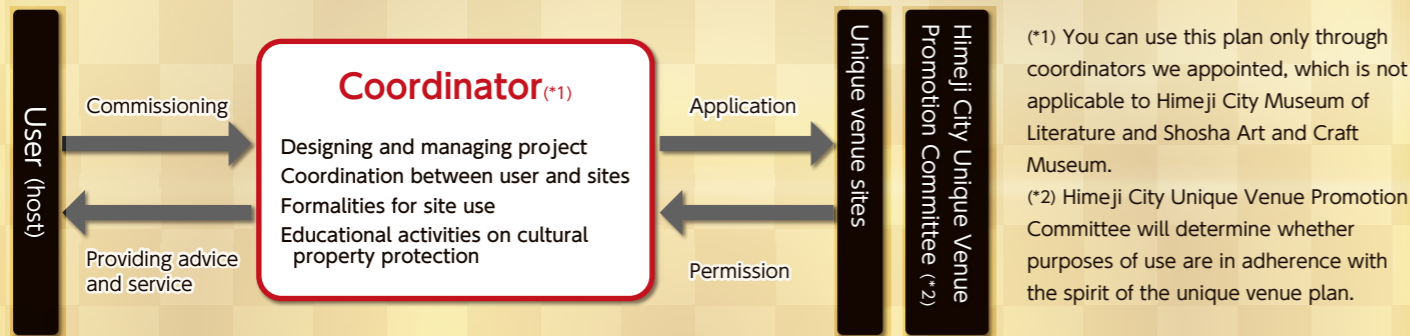


# Sites Overview

Sites	World Heritage Site Himeji Castle				⑤Himeji Castle Nishi-Oyashiki-Ato Garden KOKO-EN	⑥Himeji City Museum of Art Front Garden	⑦Himeji City Museum of Literature	⑧Shosha Art and Craft Museum
	①Sannomaru Square	②Sannomaru Nishi Takadai	③Sannomaru Oobasiramae Square	④Ninomaru Square				
Types	Outdoor	Outdoor	Outdoor	Outdoor	Outdoor and indoor	Outdoor	Outdoor (indoor)	Outdoor and indoor
Location	68 Honmachi				68 Honmachi	68-25 Honmachi	84 Yamanoi-cho	1223 Shosha
Area	13,700 square meters	14,000 square meters	1,500 square meters	1,200 square meters	9,200 square meters	5,700 square meters	Rooftop Terrace: 200 square meters Bokeitei West Square: 450 square meters (Some space available in addition to these)	3,200 square meters (Front garden, Koryuan)
Charge for use /day	2,500,000 yen for half space 5,000,000 yen for full space	500,000 yen	500,000 yen	1,500,000 yen	500,000 yen	500,000 yen	100,000 yen each	200,000 yen
Food and drink	Allowed	Allowed	Allowed	Not allowed	Allowed	Allowed	Allowed	Allowed
Open hours	16:00~21:00 17:00~21:00 (4/27~8/31)			Until 21:00 after the castle is closed	17:00~21:00 18:00~21:00 (4/27~8/31)	Opening days Until 21:00 after being closed No service days (Mondays in principle) 9:00 to 21:00	9:00~21:00	17:00~21:00
No service days	December 29 and 30				December 27 to January 5	December 25 to January 5	No service days (Mondays in principle) December 25 to January 5	No service days (Mondays in principle) December 25 to January 5

\* Some sites may set other no service days than those mentioned above.  
\* Use of firearms not allowed in principle

# Process for Use

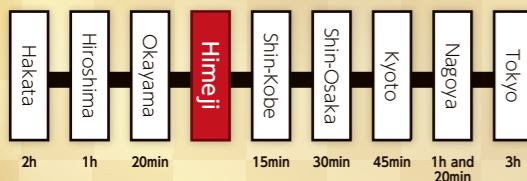


# Eligible events

We welcome such events as companies' or academic institutions' reception parties, commemorative ceremonies, conventions, meetings, press conferences including new product release, exhibitions.  
We do not accept entertainment events such as concerts and shows, sales events, and events involving many and unspecified persons.  
Details of eligible events and use conditions vary according to site.

# Access

## Bullet Train "Shinkansen"

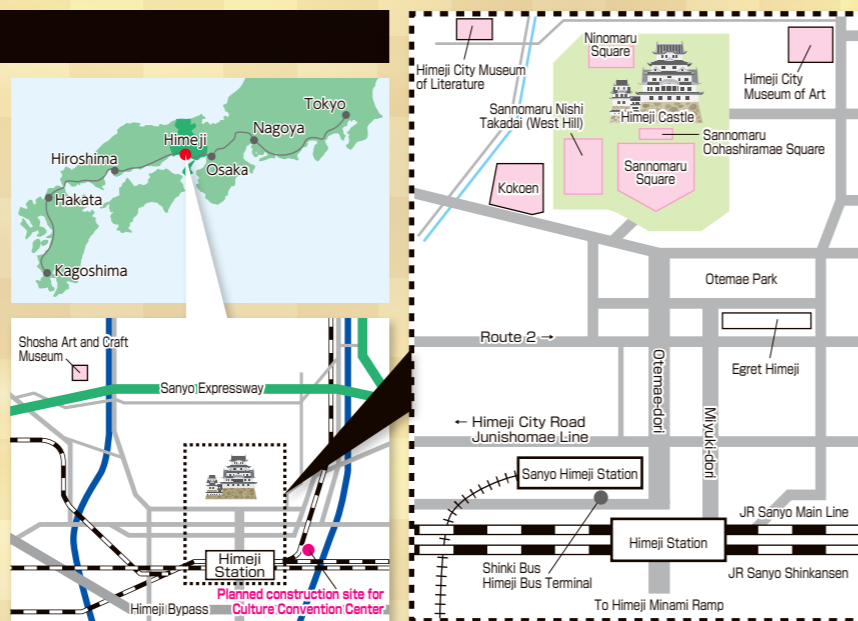


## JR Special Rapid Service

Osaka to Himeji: 1 hour  
Kobe to Himeji: 40 minutes

## Plane

From Kansai International Airport: 2 hours by limousine (nonstop)  
From Osaka International Airport (Itami Airport): 1 hour and 20 minutes by limousine (nonstop)  
From Kobe Airport: 1 hour by Port Liner and JR train



Castle town Himeji  
There is a special hospitality space here

# Unique Venue HIMEJI Plan



HYOGO  
HIMEJI  
MICE

# Division of MICE Promotion , City of Himeji

4-1, Yasuda, Himeji City (zip:670-8501)  
TEL.079-221-2121 FAX.079-221-2419  
E-mail: mice@city.himeji.lg.jp

For details of the Unique Venue Himeji Plan such as zone maps of each site and coordinators  
[http://www.city.himeji.lg.jp/s60/\\_36692/\\_44964.html](http://www.city.himeji.lg.jp/s60/_36692/_44964.html)







Designed by architect Tadao Ando. From the rooftop terrace, you can view Himeji Castle from a distance. Bokeitei, a renovated Taisho era structure, is a pure Japanese-style architecture equipped with a lawn garden, a Japanese room of 66 square meters, and tea rooms.



**⑦ Himeji City Museum of Literature**

Area	Rooftop terrace:	200 square meters
	Bokeitei west square:	450 square meters
Charge for use	100,000 yen each a day	



**④ Himeji Castle Ninomaru Square**

Area	1,200 square meters
Charge for use	1,500,000 yen a day



Located in the pay zone of Himeji Castle. From the site surrounded by stone walls and white walls, you can look up at the spectacular castle large keep closely. Very valuable historical space available exclusively for international conferences.



**⑥ Himeji City Museum of Art Front Garden**

Area	5,700 square meters
Charge for use	500,000 yen a day



Beautiful red brick museum using a Meiji-era structure that is registered as a tangible cultural property. You can have a view of the east side of Himeji Castle behind the museum. The front garden, an unique venue, equipped with gas lamps, as well as illuminated red bricks offers a beautiful night landscape.

**What is Unique Venue HIMEJI Plan?**

Himeji Castle, the largest remaining castle building in Japan, embodies the attractiveness of Japanese castles as illustrated in elaborate castle layout, a variety of stone walls, a row of large and small keeps and roofed-passage turrets.

With its aesthetic perfection level rated as the highest among wooden buildings in Japan and uniquely excellent in the world, the castle became the first Japanese structure that was selected as a World Heritage Site in 1993.

This plan is intended to offer historical structures including World Heritage Site Himeji Castle or special sites of landscape value (unique venues) for convention receptions, ceremonies, and exhibitions with a view to making MICE in Himeji more attractive and valuable.

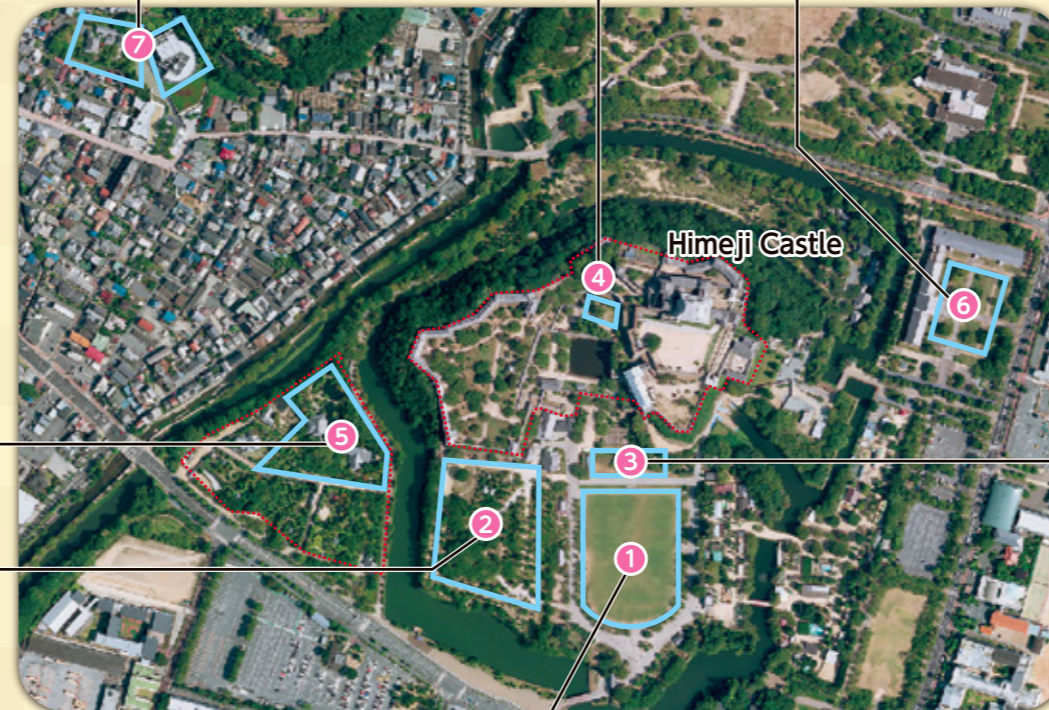


**⑤ Himeji Castle Nishi-Oyashiki-Ato Garden KOKO-EN**



Japanese style garden with a path around a central pond and spring constructed on the site of a feudal lord's residence and his subjects' residences, consisting of 9 different gardens. Water falls into the big pond of Oyashiki no Niwa (house garden), an unique venue spot, where colored carps are swimming proudly.

Area	9,200 square meters
Charge for use	500,000 yen a day



**③ Himeji Castle Sannomaru Oobasiramae Square**

Area	1,500 square meters
Charge for use	500,000 yen a day

Located in the north of Sannomaru Square, the site displays the castle large keep oobashira (main pillar), which was removed during the Showa renovation. Suited to relatively small events or for combined use of Sannomaru Square.



**② Himeji Castle Sannomaru Nishi Takadai (West Hill)**

Area	14,000 square meters
Charge for use	500,000 yen a day

Located in the west of the Sannomaru Square. You can enjoy a view of Himeji Castle from the grove full of planted trees. Away from pedestrian traffic, the site further enhances a sense of unity among participants.



**① Himeji Castle Sannomaru Square**

Area	13,700 square meters
Charge for use	2,500,000 yen for half space; 5,000,000 yen for full space

Vast lawn space that spreads out before you as soon as you enter the castle main gate. Behind it you have a full view of the castle keeps against the sky. Offers a huge open feeling and half space alone is available as well.



**⑧ Shosha Art and Craft Museum**

Area	3,200m <sup>2</sup> (front garden, Koryuan):
Charge for use	200,000 yen a day

Located at the foot of Shoshazan Engyo-ji, an old Tendai temple, which, as the temple 27 in the Saigoku Kannon Pilgrimage, is called Hieizan of west. Beautiful structure characterized by tiled roofs and red pillars surrounded by a bamboo forest. The front garden, an unique venue, includes the Japanese room Koryuan, which is available.

