

A town full of history and culture

HIMEJI

Himeji Convention & Visitors Bureau

670-0012 68, Honmachi, Himeji-shi Tel: 079-222-2310
URL: <http://www.himeji-kanko.jp/> E-mail: info@himeji-kanko.jp

Published in March 2020

HIMEJI

Convention Guide

Himeji

Himeji Castle

Himeji City Culture and Convention Center Construction site

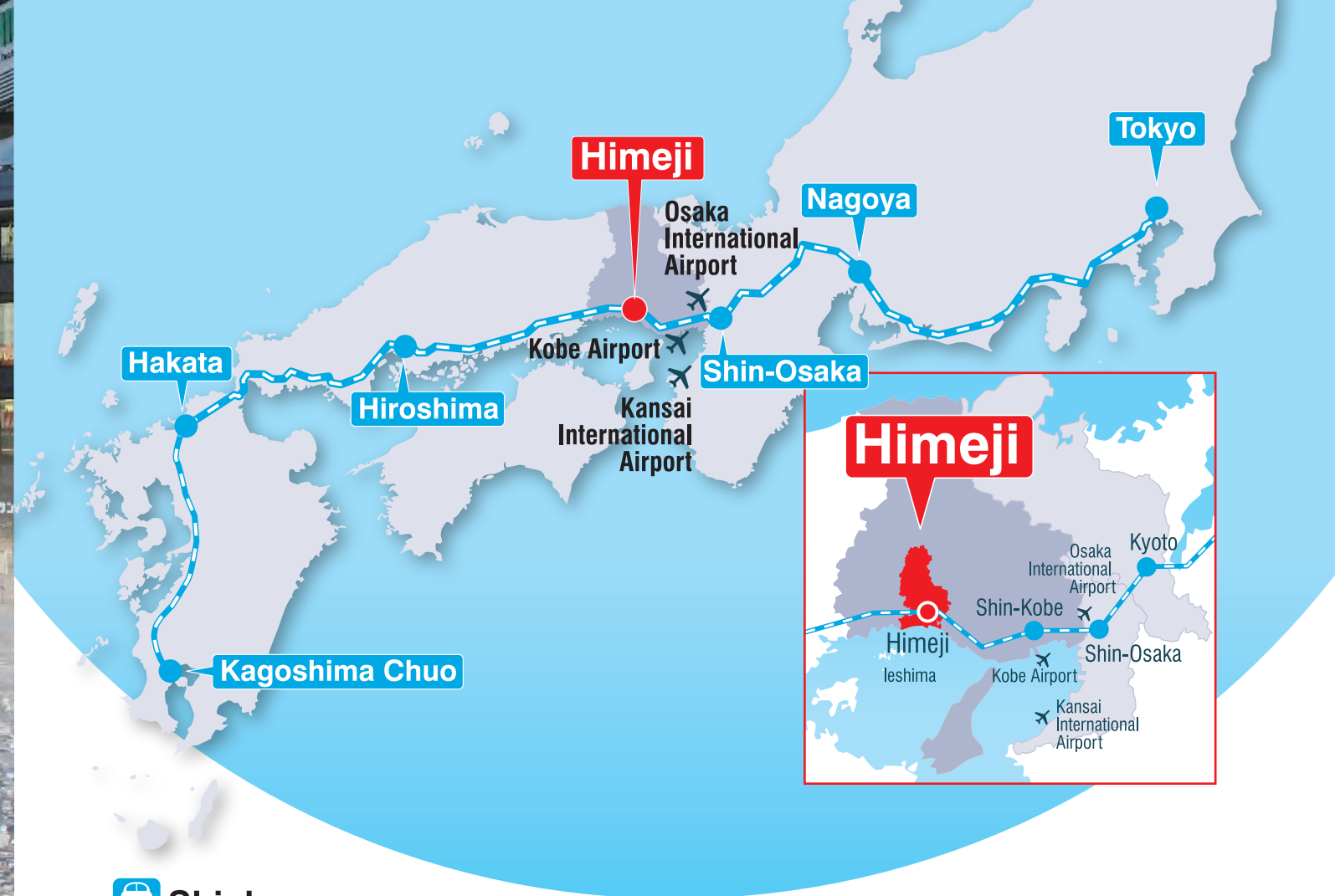
Himeji Station

About 700m

Contents

- Himeji City Culture and Convention Center completed .. 03~04
- Convention Facilities 05~14
- Convention Facilities – Hotels 15~18
- Convention Facilities (Sports) 19~20

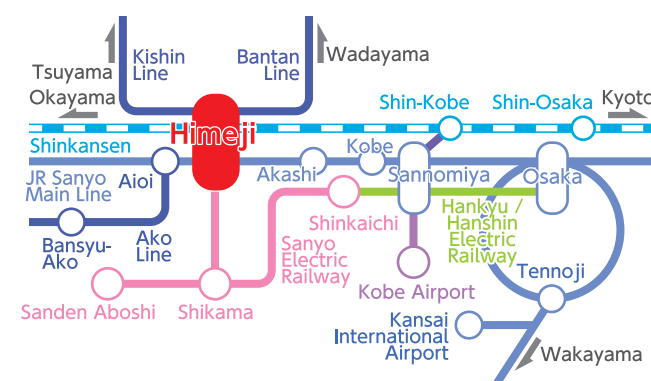
■ Access	02
■ Reception Halls	21~22
■ Unique Venues	23
■ Sightseeing and Excursions	24
■ Hotels	25~26
■ Himeji City Convention Facilities & Hotels Map	27~28
■ Subsidies	29
■ Other Support	30



Shinkansen

Kagoshima Chuo 3 h 52 min Sakura	Hakata 2 h 10 min Nozomi	Hiroshima 61 min Nozomi	Okayama 20 min Nozomi	Himeji	Shin-Osaka 29 min Nozomi	Kyoto 45 min Nozomi	Nagoya 1 h 22 min Nozomi	Tokyo 3 h 4 min Nozomi
--	--------------------------------	-------------------------------	-----------------------------	---------------	--------------------------------	---------------------------	--------------------------------	------------------------------

Electric train



◀JR Special Rapid Service▶

- Osaka—Himeji 60 min
- Kobe / Sannomiya—Himeji 40 min

◀Sanyo train direct limited express▶

- Umeda—Himeji 100 min
- Kobe / Sannomiya—Himeji 60 min

✈ Airplane

◀From Kansai International Airport▶

- By airport limousine bus About 2 h

◀From Kansai International Airport▶

- By airport limousine bus ... About 1 h 20 min

◀From Kobe Airport▶

- By port liner + JR About 1 h

🚗 Highway

◀From Osaka / Kobe▶

Hanshin Expressway No.3 Kobe Line » Daini Shinmei Road » Kakogawa bypass » Himeji bypass » Himeji south ramp (Get off)
Chugoku Expressway » Sanyo Expressway » Sanyo Himeji East IC (Get off)

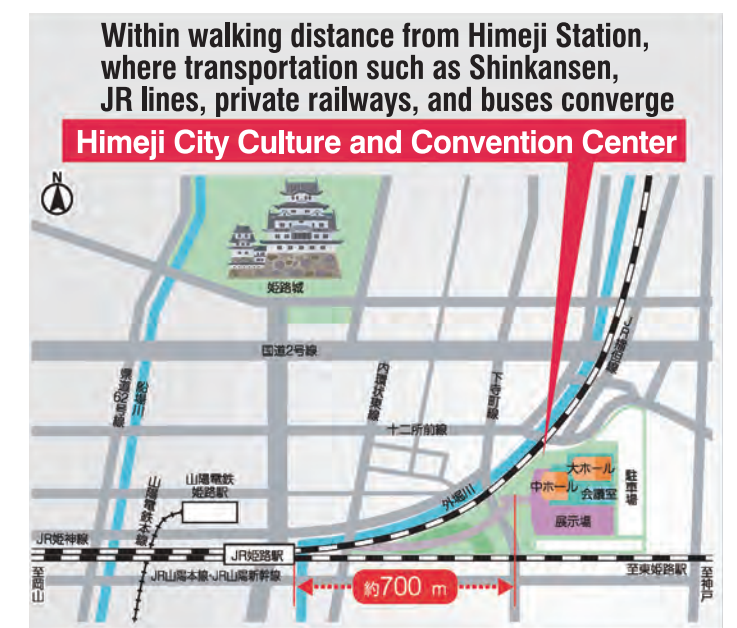
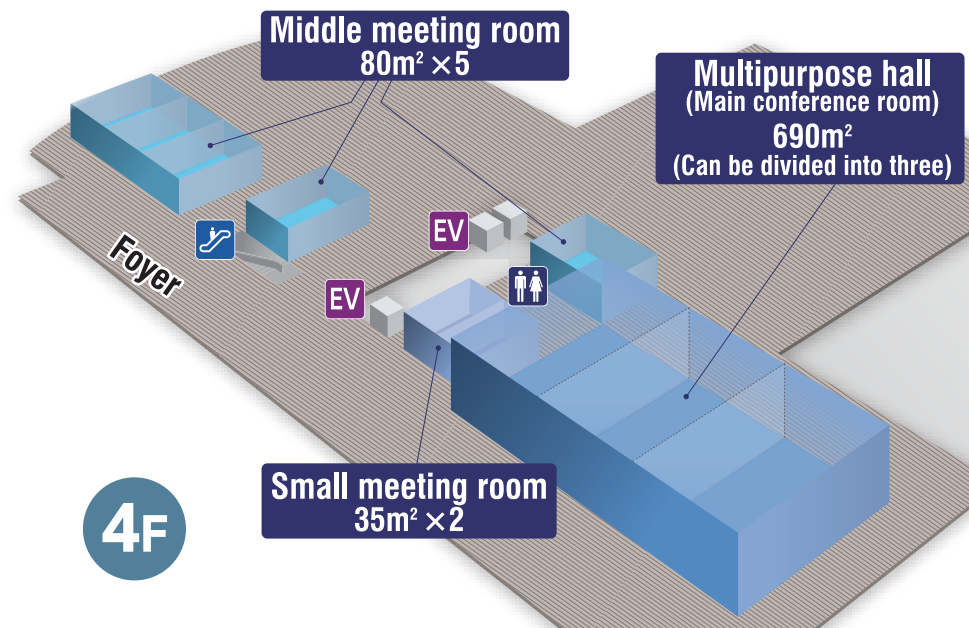
◀From Okayama / Hiroshima▶

Route 2 » Himeji bypass » Himeji south ramp (Get off)
Sanyo Expressway » Sanyo Himeji West IC (Get off)
Chugoku Expressway » Yumesaki Smart IC (Get off)

The Himeji City Culture and Convention Center will be completed in the fall of 2021 in Himeji City, where Himeji Castle is located, which is a World Heritage Site. JR Himeji Station stops Shinkansen Nozomi. It is about a 10-minute walk from Himeji Station via the covered walkway. It has a hall with 2,000 seats, an exhibition hall of 4,000 square meters, and 10 large, medium and small conference rooms. It can be used for a wide range of needs.



4F Conference Room	Multipurpose hall (Main conference room)	About 690m ² *Can be divided into three
	Middle meeting room	About 80m ² × 5 rooms
	Small meeting room	About 35m ² × 2 rooms
2F Culture Hall	Large hall	About 2,000 seats
	Middle hall	About 700 seats
	Small hall	About 180 seats
	Other facilities	Main studio (Rehearsal room) Studio
1F Exhibition Hall		About 4,000m ² (107m×37.4m) *Can be divided into three





Located in front of Himeji Castle I-messae Hall accommodates up to 320 people.

Egret Himeji

*3F / Himeji City Gender Equality Promotion Center
4F / Himeji City International Exchange Center /
Himeji City Human Rights Awareness Center
B1F, B2F / Himeji Citizens Plaza

Located in front of Himeji Castle, a World Heritage Site and National Treasure, this venue features an attractive hall, meeting rooms, and an exhibition room. I-messae Hall accommodates up to 320 people (280 fixed seats and 40 supplementary seats. Himeji Castle can be seen from its 3rd floor, 4th floor lobby, 4th floor restaurant, and rooftop.



I-messae Hall

A multipurpose hall equipped with audiovisual equipment. Accommodates up to 320 people with a writing desk at all seats. Depending upon the event, the seats and stage can be stored and the hall can be used as an exhibition space.



Meeting Room 1



Meeting Room 2



Meeting Room 1 & 2 (when connected)



Meeting Room 3



Art Hall

*Meeting Rooms 4, 5, and 6 can be combined.



Meeting Room 4



Citizen Arena A



Citizen Arena B



Seminar Room A



Seminar Room B



Seminar Room C & D (when connected)

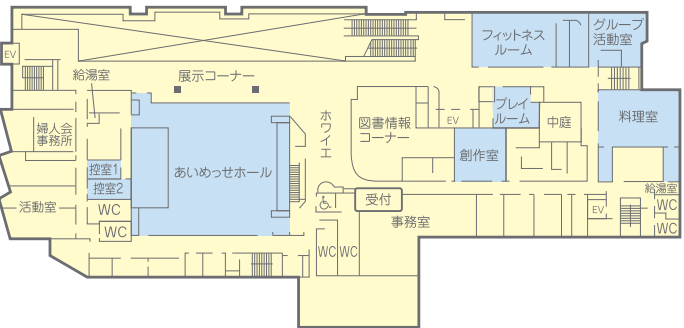


Exhibition Room

3-4F

Venue name	Floor	Area (m²)	Capacity (persons)	Venue name	Floor	Area (m²)	Capacity (persons)
I-messae Hall	3	474	280+(40)	Meeting Room 5	4	27	8
Studio	3	71	25	Meeting Room 6	4	29	8
Cooking room	3	149	25	Seminar Room A	4	123	56
Fitness Room	3	155	25	Seminar Room B	4	69	28
Meeting Room 1	4	101	24	Seminar Room C	4	48	20
Meeting Room 2	4	61	20	Seminar Room D	4	52	20
Meeting Room 3	4	69	14	Japanese-Style Room 1 (Koyan)	4	55	24
Meeting Room 4	4	30	8	Japanese-Style Room 2 (Koyan)	4	49	24

Meeting Rooms 1 and 2 can be combined. Meeting Rooms 4, 5, and 6 can be combined. Seminar Rooms C and D can be combined.

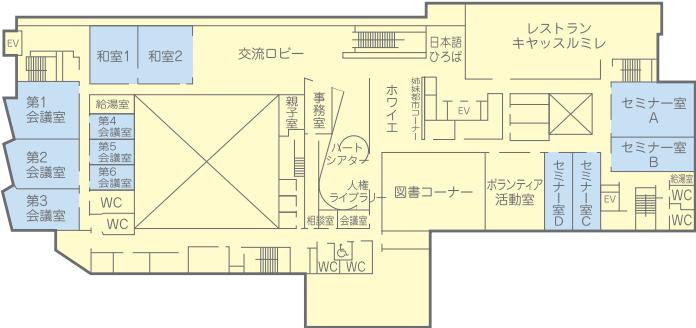


3F Himeji City Gender Equality Promotion Center

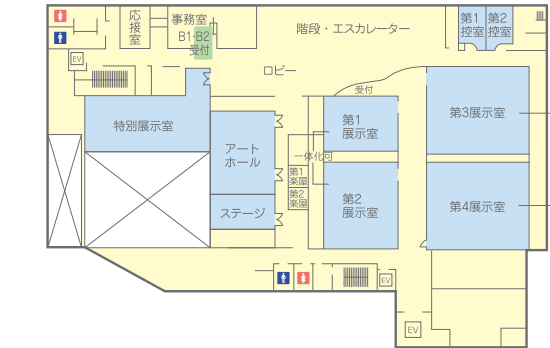
B1-B2F

Venue name	Floor	Area (m²)	Capacity (persons)
Special Exhibition Room	B1	158	—
Exhibition Room 1	B1	86	—
Exhibition Room 2	B1	129	—
Exhibition Room 3	B1	188	—
Exhibition Room 4	B1	181	—
Arena A	B2	233	—
Arena B	B2	178	—
Art Hall	B1	140	120

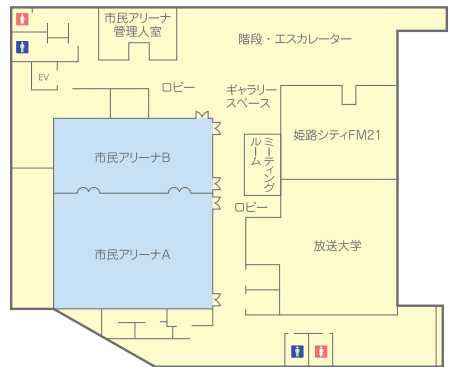
Exhibitions Rooms 1 and 2 can be combined. Exhibition Rooms 3 and 4 can be combined.




4F Himeji City International Exchange Center / Himeji City Human Rights Awareness Center



B1F Himeji Citizens Plaza (Himeji Citizens Gallery)



B2F Himeji Citizens Plaza (Himeji Citizens Arena)



Parking available for 270 cars. WiFi available.

Himeji Chamber of Commerce and Industry

The facility is suited to meet a variety of needs, featuring an exhibition hall and large hall, as well as meeting rooms for groups of 16 - 180. It can also be used for social gatherings and parties.

Address: 670-8505 Shimodera-machi 43
Tel: (079) 223-6551
Holidays: Year-end and New Year's holidays
WiFi: Available (fee applies)
Parking: 270 cars (fee applies)
URL: <https://www.himeji-cci.or.jp/>
E-mail: info@himeji-cci.or.jp
Notes: Restaurant (Seiko Club: 079-281-6800)

MAIN BUILDING

Venue name	Floor	Area (m ²)	Capacity (persons)
Exhibition Hall Main Building	1	377	300
Large Hall Main Building	2	463	500
Special Meeting Room Main Building	3	159	40
Special Room Main Building	3	46	14
Japanese-style Room Main Building	4	50	15
Meeting Room 402 Main Building (Rectangular table setup)	4	43	16
Meeting Room 403 Main Building (Rectangular table setup)	4	56	22
Hall 501 Main Building (Classroom setup)	5	268	180
Meeting Room 502 Main Building (Classroom setup)	5	86	60
Meeting Room 503 Main Building (Classroom setup)	5	86	60
Meeting Room 601 Main Building (Classroom setup)	6	73	30
Meeting Room 602 Main Building (Classroom setup)	6	86	60
Meeting Room 603 Main Building (Classroom setup)	6	86	60
Meeting Room 604 Main Building (Rectangular table setup)	6	73	30
Meeting Room 605 Main Building (Classroom setup)	6	165	105
Hall 701 Main Building (Classroom setup)	7	208	138
Hall 702 Main Building (Classroom setup)	7	140	105

NEW BUILDING

Venue name	Floor	Area (m ²)	Capacity (persons)
New Training Room 201 Annex (Classroom Setup)	2	179	117
New Meeting Room 202 Annex (Rectangular table setup)	2	50	24
New Meeting Room 301 Annex (Rectangular table setup)	3	59	20



Food and drink

Please use at social gatherings, parties, etc. Catering is also possible. On the first basement floor is the Restaurant Seiko Club, where you can order banquets, parties, social gatherings in the hall, tea breaks in the conference room, etc. according to your purpose and budget. Please use it together.

Seiko Club
TEL.079-281-6800




2F Large Hall Theater-style: 500 / School-style: 396 (3 per table), 264 (2 per table)



Reception Hall



Hall 701
School-style: 138 (3 per table), 92 (2 per table)



Reception Hall



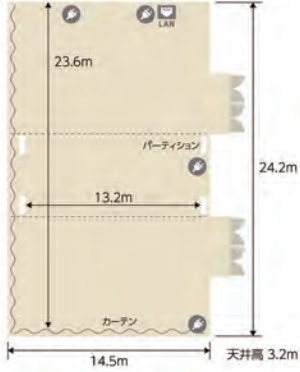
Hall 702
School-style: 105 (3 per table), 70 (2 per table)



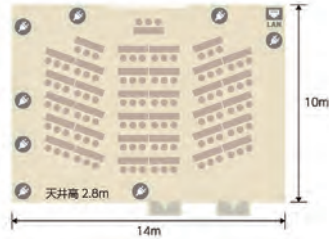
Reception Hall



Exhibition Hall



Reception Hall




Meeting Room 402



Meeting Room 502 / 503



Hall 501 School-style: 180 (3 per table), 120 (2 per table)





This community facility can be used for multiple purposes.

Himeji Citizens' Hall

Address: 670-0015 Shosha Honmachi 112
Tel: (079) 284-2800 (2F-5F facilities)
Holidays: Once per month (irregular day), 12/28 - 1/3
WiFi: None
Parking: Available nearby (public)
URL: <http://www.city.himeji.lg.jp/s30/2842800.html>
Email: Email inquiry form available.
Notes: Café available.

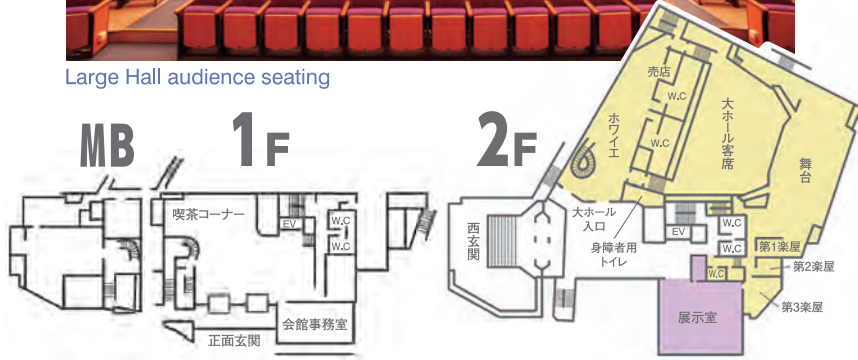
Venue name	Floor	Area (m²)	Capacity (persons)
Large Hall	2	1,870	800
Dressing Room 1	2	13.4	5
Dressing Room 2	2	14.3	5
Dressing Room 3	2	36.8	15
Exhibition Room	2	190.9	—
Special Meeting Room	3	68.1	8
Meeting Room	3	89.1	60
Meeting Room 2 (Middle Hall)	3	227.5	200
Meeting Room 2 Waiting Room (Middle Hall Waiting Room)	3	26.9	12
Meeting Room 3	4	88.0	60
Meeting Room 4	4	75.4	50
Meeting Room 5	4	79.4	50
Meeting Room 6	4	161.0	100
Meeting Room 7 (Japanese-style room 1)	4	75.5	40
Meeting Room 8 (Japanese-style room 2)	4	52.6	25
Meeting Room 9	3	29.0	15
Meeting Room 10	4	88.0	30
Meeting Room 11	5	101.7	34
Classroom 1 (including preparation room)	5	104.2	55
Classroom 2	5	70.2	50
Clothing Classroom	5	77.8	30
Tea Ceremony Classroom	5	79.0	20
Music Classroom	5	82.0	45
Cooking Classroom	5	138.8	35

Conveniently located just a 15-minute walk from Himeji Station, this multi-purpose community facility is equipped with a large hall that accommodates 800 people, as well as multiple meeting rooms including Meeting Room 2 (Middle Hall) that accommodates 200 people.

Front-facing view of stage



Large Hall audience seating



Meeting Room 2 (Middle Hall)



Meeting Room 1



Exhibition Room



Meeting Room 4



Meeting Room 10





Located at the South Exit of JR Himeji Station, this easily located building is the perfect facility for meetings that welcome guests from afar.

Address: 670-0962 Minamiekimae-cho 123
Tel: (079) 289-2832
Holidays: 12/29 - 1/3
WiFi: Available
Parking: 60 cars (fee applies)
URL: <http://jibasan.or.jp/>
E-mail: info@jibasan.or.jp

Venue name	Floor	Area (m²)	Capacity (persons)
Room 401	4	100	54
Room 402	4	42	16
Room 403	4	29	8
Room 404	4	51	20
Room 501	5	117	72
Room 502	5	82	42
Room 503	5	61	28
Room 601	6	117	72
Room 602	6	82	42
Room 603	6	61	28
Room 901	9	270	180



Local specialties corner "Bansankan"



Room 901



Room 401



Room 404



Room 501



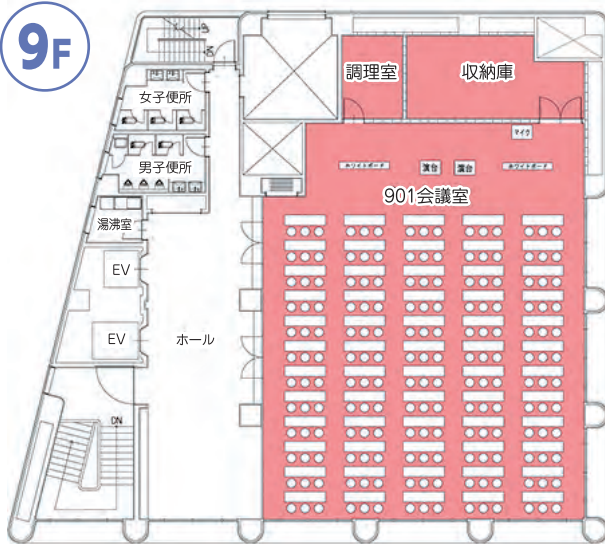
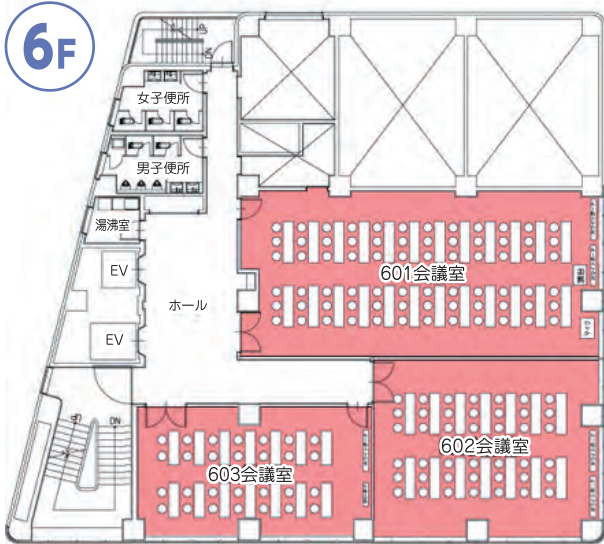
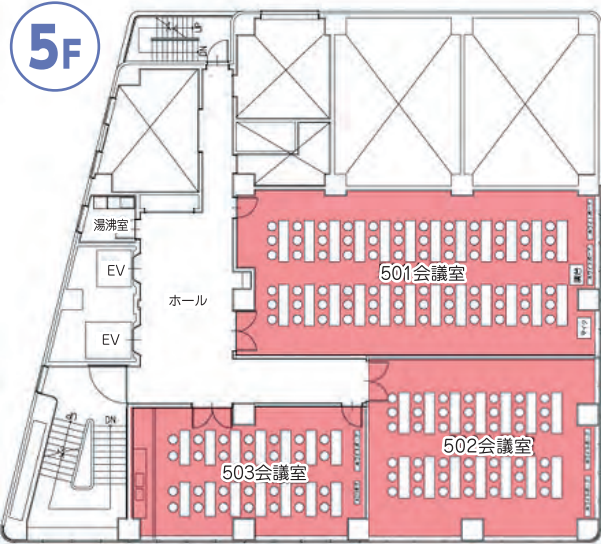
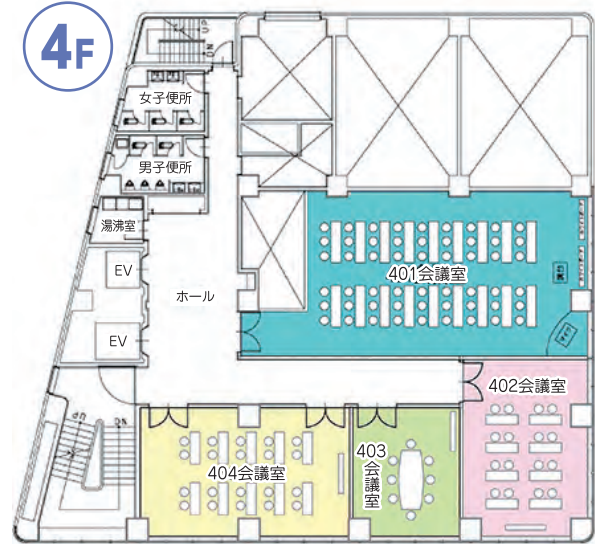
Room 502



Room 601



Room 602





Meeting room 404



Middle hall 502



Large hall 601

BIZ SPACE HIMEJI

There are venue variations ranging from 10 people to a maximum of 144 people (school style) with a combination of 10 patterns in 9 rooms. You can freely lay out and use large-scale seminars and small meetings.

Address: 670-0012 Honmachi 127
Otemae Dainen BLD.II 3-6F
Tel: (079) 226-0130
Holidays: None **WiFi:** Available
Parking: Available nearby (public)
URL: <https://biz-space.info/>
E-mail: support@biz-space.info

Venue name	Floor	Area (m ²)	Capacity (persons)
Reception room 301	3	34	16
Reception room 302	3	25	10
Meeting room 401	4	18	10
Meeting room 402	4	18	10
Meeting room 403	4	72	36
Meeting room 404	4	75	36
Middle hall 501	5	124	60
Middle hall 502	5	121	60
Large hall 5F	5	250	144
Large hall 601	6	250	144

Lobby



Himeji City Cultural Center

The large hall is a full-scale hall with an aisle and orchestra pit. It has a rehearsal room the same size as the stage.

Address: 670-8544 Nishinobusue 426-1
Tel: (079) 298-8011
Holidays: 12/29 - 1/3
WiFi: None
Parking: About 700 cars
(public, regular cars: 200 yen,
large vehicles: 800 yen)
URL: <http://bunkacenter.himeji-culture.jp/>
E-mail: Contact us using the inquiry form

Venue name	Floor	Area (m ²)	Capacity (persons)
Large Hall	1.2	4861	Fixed seats: 1,657 Standing room: 300
Small Hall	1	955	Fixed seats: 493 Standing room: 150
Rehearsal Room	1	647	—
Exhibition Room	B1	500	—
Meeting Room 1	B1	50	20
Meeting Room 2	B1	38	14
Meeting Room 3	B1	100	32



Large Hall



Small Hall



Exhibition Room



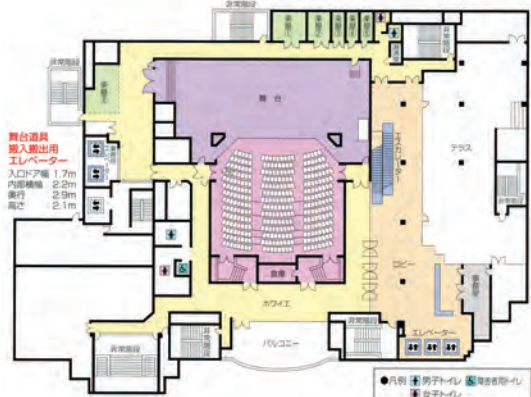
Himeji Caspa Hall

Located on the 7th floor of Caspa Building adjacent to Himeji Station of Sanyo Railway. This is a high-grade multi-purpose hall that can be used for plays, dances and concerts.

Address: 670-0913 Nishiekimae-cho 88 Caspa 7F
Tel: (079) 284-5806
Holidays: 12/29 - 1/3
WiFi: None
Parking: Available nearby (public)
URL: <http://caspahall.himeji-culture.jp/>
E-mail: caspa@beach.ocn.ne.jp

Venue name	Floor	Area (m ²)	Capacity (persons)
Hall	7	778	Fixed seat 331

*There are 6 dressing rooms (9-34 square meters)



Earth Cinemas Himeji

Up to 11 sessions can be held simultaneously on 11 large screens. Direct access from Himeji Station on the Nozomi line.

Address: 670-0927 Ekimae-cho 27
Tel: (079) 287-8810
Holidays: None
WiFi: None
Parking: 350 cars
URL: <http://earthcinemas.jp/>
E-mail: Please contact the Himeji Convention & Visitors Bureau with any inquiries.

Venue name	Capacity (persons)
Screen 1	183
Screen 2	83
Screen 3	192
Screen 4	Not available
Screen 5	334
Screen 6	254
Screen 7	79
Screen 8	187
Screen 9	340
Screen 10	84
Screen 11	87
Screen 12	87



Screen 5



Aisle



Lobby



Hotel Nikko Himeji

The hotel is conveniently located just one minute's walk from JR Himeji Station. From the bar lounge on the top floor, you can see Himeji Castle lit up at night, and from the guest rooms you can enjoy watching the Shinkansen trains come and go. The breakfast is served buffet style with a wide variety, incorporating quality ingredients grown in the local climate.

Address: 670-0962 Minamiekimae-cho 100
Tel: (079) 222-2231
WiFi: Available
Parking: 250 cars (1,000 yen per night)
URL: <http://www.hotelnikkohimeji.co.jp/>
Notes: Restaurant, café, and chapel available

Venue name	Floor	Area (m ²)	Capacity (persons)			
			Theater-style	School-style	Formal dinner	Cocktail style
Korin	3	672	730	420	300	400
Korin 1	3	272	220	105	90	120
Korin 2	3	133	—	—	—	—
Korin 3	3	267	220	105	90	120
Korin 1 & 2	3	405	330	195	150	180
Korin 2 & 3	3	400	330	195	150	180
Shinju	3	229	220	105	80	100
Fuji	3	108	80	60	40	50
Hagi	3	104	70	45	40	50
Tsuru Kame	4	45	—	24	—	—
Matsu-Take	4	45	—	24	—	—
615	6	30	—	12	—	—
618	6	45	—	16	—	—



Fuji-no-ma



Hagi-no-ma



Hagi-no-ma



1F Tea Lounge



Korin Theater



Shinju-no-ma



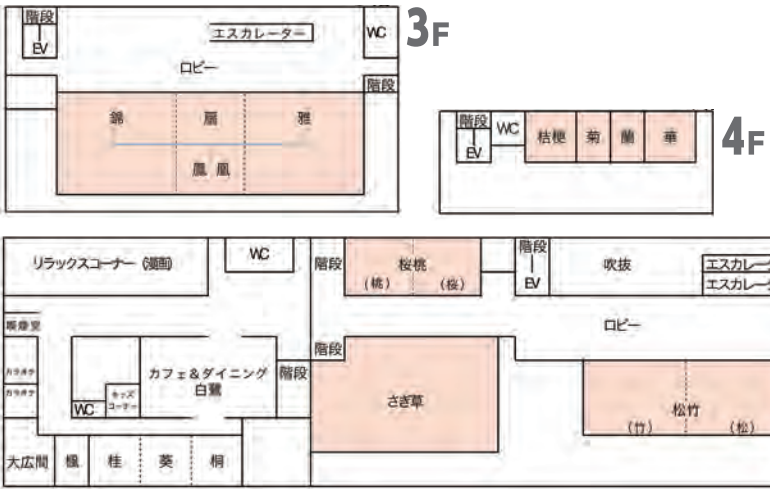
Himeji Castle Grandvrio Hotel

This hotel is a multi-function hotel, spa, and banquet facility with chic guest rooms in black and white color tones, a rock bath and private bath, the Iki sauna, a hot rock sauna, beauty treatments, and a barber. It offers location, functionality, and comfort so that you can fully enjoy Himeji.

Address: 670-0940 Sanzaemonbori nishi-no-machi 210
Tel: (050) 5847-7755, (050) 5847-7770
WiFi: Available
Parking: 180 cars (free), 10 medium vehicles, large vehicles, or buses (reservation required): 1,000 yen
URL: <https://www.himejicastlehotel.co.jp/>
Notes: Restaurant, café, and public bath (natural hot spring) available.

Venue name	Floor	Area (m ²)	Capacity (persons)			
			Theater-style	School-style	Formal dinner	Cocktail style
Hoo	3	627	700	550	350	600
Nishiki-Ogi	3	390	450	270	200	240
Miyabi-Ogi	3	390	450	270	200	240
Nishiki	3	238	250	150	120	150
Ogi	3	152	150	80	70	80
Miyabi	3	238	250	150	120	150
Sagi-so	2	201	200	120	100	120
Matsu-Take	2	168	150	100	80	100
Matsu	2	84	70	48	40	50
Take	2	84	70	48	40	50
Sakura-Momo	2	85	80	48	40	50
Sakura	2	42	40	24	20	25
Momo	2	42	40	24	20	25
Kikyo	4	68	60	42	—	—
Kiku	4	45	25	18	—	—
Ran	4	30	20	15	—	—
Hana	4	55	40	30	—	—
Kiri	2*	42	—	—	24	—
Aoi	2*	42	—	—	24	—
Katsura	2*	42	—	—	24	—
Kaede	2*	36	—	—	12	—

*tatami seating



Hoo-no-ma



Kikyo-no-ma



Hana-no-ma



Aoi-no-ma



Hotel Monterey Himeji

Located in front of Himeji Station in Himeji, Hyogo, home to Himeji Castle, the World Heritage Site and National Treasure, this metropolitan hotel is equipped with 274 guest rooms, a sky chapel, banquet halls, and a restaurant. The hotel is conveniently located just a 15-minute walk from Himeji Castle and is connected to JR Himeji Station.

Address: 670-0927 Ekimae-cho 60 **Tel:** (079) 224-7111
WiFi: Available
Parking: Capacity for 197 cars (fees apply, first-come, first served)
URL: <https://www.hotelmonterey.co.jp/himeji/>
Notes: Restaurant, chapel



14F Banquet Hall (image for illustrative purposes only)



Foyer 3F Banquet Hall (image for illustrative purposes only)



3F Large Banquet Hall (image for illustrative purposes only)

Venue name	Floor	Area (m ²)	Capacity (persons)			
			Theater-style	School-style	Formal dinner	Cocktail style
Entire room	3	685	550	357	400	600
Lucerna 1	3	301	250	147	150	200
Chiaro 2	3	174	150	72	80	100
La Festa 3	3	210	170	105	100	120
Lucerna 1 & 2	3	475	450	252	250	500
La Festa 2 & 3	3	384	300	189	200	350
Serenade	3	75	—	—	30	40
Minuet	3	75	—	—	30	40
Ciel	14	210	160	108	100	120



Yume-no-i (Shiota Hot Springs)

30 minutes by car from JR Himeji Station 2 minutes from Chugoku Expressway Yumesaki Smart IC. Himeji's back room, Shiota Onsen Village.

Venue name	Floor	Area (m ²)	Capacity (persons)			
			Theater-style	School-style	Formal dinner	Cocktail style
Nobushi-no-ma	2	215.6	200	150	80	120
Shirasagi-no-ma 1	2	118.8	110	80	40	60
Shirasagi-no-ma 2	2	96.8	80	50	32	48
Shirasagi-no-ma (Japanese style seating and tables)						

Address: 671-2103 Yumesaki-cho Maenosho 187
Tel: (079) 336-1000
WiFi: Available
Parking: 100 cars
URL: <http://www.yumenoi.com/>
Notes: Restaurant & banquet hall, open-air bath, large public bath, meeting rooms (up to 200 people), pool, walkway



Nobushi-no-ma



Shirasagi-no-ma



Shirasagi-no-ma (Japanese style seating and tables)



Lobby



Gallery



Hotel Sunshine Aoyama

This great hotel is surrounded by the natural environment. Conveniently located just 300 m along National Route 2 from the Himeji Bypass Taishi Higashi Interchange.

Address: 671-2223 Aoyama-minami 4-7-29
Tel: (079) 276-1181 **WiFi:** Available
Parking: 400 cars (free) *Accommodates large vehicles
URL: <https://www.hotel-sunshineaoyama.co.jp/>
Notes: Restaurant, café



Sunshine



Plaza Hall



Peacock

Hotel Sunshine Aoyama (Main Building)

Venue name	Floor	Area (m ²)	Capacity (persons)			
			Theater-style	School-style	Formal dinner	Cocktail style
Sunshine (A) & (B) & (C) & (D)	2	558.7	620	420	300	400
Aurora (A) & (B) & (C)	2	437.9	480	315	240	300
Rainbow (A) & (B)	2	317.1	340	225	180	200
Tenpyo (A)	2	196.3	200	120	90	120
Momoyama (B)	2	120.8	—	72	60	72
Heian (C)	2	120.8	—	72	60	72
Kamakura (D)	2	120.8	—	72	60	72
Country House	2	151.0	140	81	80	96
Manhattan Dream	2	151.0	140	81	80	96
Fuyo*	3	14.7	—	—	10	—
Yamabuki	3	53.7	30	30	30	30
Japanese-style Rooms 1 & 2 (both)	3	49.7	—	—	—	—
Japanese-Style Room 1 (Front)	3	30.2	—	—	—	—
Japanese-Style Room 2 (Rear)	3	19.4	—	—	—	—

*Japanese-style room with 10 tatami mats

Sunshine Garden Plaza (Annex)

Venue name	Floor	Area (m ²)	Capacity (persons)			
			Theater-style	School-style	Formal dinner	Cocktail style
Plaza Hotel	5	858.9	750	500	432	800
Manyo (A) & (B) & (C) & (D)	4	477.4	650	345	300	600
Hoo (A) & (B) & (C)	4	361.2	480	255	216	300
Shirasagi (A) & (B)	4	232.5	280	150	120	180
Peacock (A)	4	244.9	300	195	144	200
Hakucho (B)	4	116.3	140	72	72	80
Kocho (C)	4	116.3	140	72	72	80
Hagi (D)	3	82.8	—	—	48	—
Aoi	3	82.8	—	—	48	—
Étoile	3	63.4	60	36	40	—
Kaede	2	49.6	—	—	36	—
Orion	2	62.7	48	36	36	45
Pegasus	2	62.7	48	36	36	45

Convention Facilities (Sports)




Wink Budokan

Address: 670-0971 Nishinobusue 504 **Tel:** (079) 292-8210
Holidays: Mondays (Tuesdays if Monday falls on a national holiday), 12/29 - 1/3
WiFi: Available (in some areas) **Parking:** About 200 cars (public)
URL: <http://www.hyogokenritsu-budokan.jp>
Notes: Restaurant (open Saturday, Sunday, national holidays, and some other days)

One of the largest in Japan, this budokan is equipped with large screens and can be used for various purposes, including martial arts.

Venue name		Floor	Area (m²)	Capacity (persons)
Dojo 1		1	1,263	1,980
Dojo 2	All courts (4 of 4)	1	2,300	1,034
	Partial use (3 of 4)	1	1,725	773
	Partial use (2 of 4)	1	1,150	500
	Partial use (1 of 4)	1	575	261
Meeting Room		1	72	24
Training Room	All courts (4 of 4)	1	160	90
	Partial use (3 of 4)	1	120	72
	Partial use (2 of 4)	1	80	45
	Partial use (1 of 4)	1	40	18
Japanese-style Room	All courts (2 of 2)	1	48	30
	Partial use (1 of 2)	1	24	15



Dojo 1




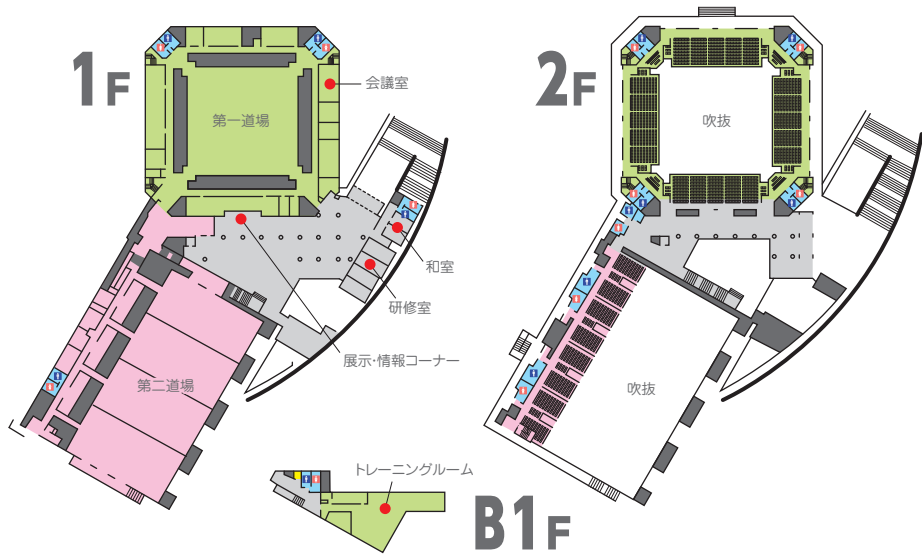
Dojo 2



Training Room



Meeting Room



Wink Gymnasium

Facilities include Stadium 1 (3 volleyball / basketball courts), Stadium 2 (1 volleyball / basketball court), and a sumo ring.



Address: 670-0971 Nishinobusue 90 **Tel:** (079) 298-0951
Holidays: 12/28 - 1/4
WiFi: None
Parking: Available (public)
URL: <http://himeji-machishin.jp/sports/>
Notes: Café available

Venue name	Floor	Area (m²)	Capacity (persons)
Stadium 1	1	2,183	Fixed: 1,980 Movable: 896
Stadium 2	3	740	—
Sumo Ring	3	204	—



Himeji City General Sports Center

Facilities include a large stadium (volleyball, basketball, table tennis), a heated pool, a judo and kendo arena, and a kyudo archery range.

Address: 670-0976 Chuji 453 **Tel:** (079) 293-1321
Holidays: 12/28 - 1/4 **WiFi:** Available (in some areas)
Parking: 190 cars **URL:** <http://himeji-machishin.jp/sports/>

Venue name	Floor	Area (m²)	Note
Kendo arena	2	823	115 spectator seats at 4 courts
Spectator seats	2	—	1,000
Kyudo archery range	1	—	27.2 m, for 4 archers
Judo ring	1	823	115 spectator seats at 4 courts
Training room	1	282	
Table tennis arena	1	431	10 cars
Heated pool	1	1,279	Children's pool also available
Arena	1	2,218	3 volleyball courts 3 basketball courts 12 badminton courts

*The stadium, kendo hall and judo hall can be partially used.
*There is a conference room (97m²), an executive room (49.3m²), etc.

Convention Facilities (Sports)



Wink Stadium

The stadium can be used for hard and soft baseball (it cannot be used for softball). It is equipped with facilities such as an office, a press room, team rooms, meeting rooms, changing rooms, indoor practice areas, a recording room, and a broadcasting room.



Address: 670-0794 Jida 540 **Tel:** (079) 293-8574
Holidays: 12/28 - 1/4
WiFi: None
Parking: Available (public)
URL: <http://himeji-machishin.jp/sports/>

Venue name	Area (m²)	Capacity (persons)
Ballpark	12,942	14,000
Right and left fields: 100 m, infield: 120 m, infield stands: 8,000 seats, outfield stands: 6,000 seats Infield: dirt, outfield: natural grass No lighting		



MIYACOCO Minato Dome

This all-weather facility can be used for sports, exhibitions, and various other events.



Venue name	Floor	Area (m²)
Arena		
Amateur Sports	1	2,675
Other Events		

Address: 672-8064 Shikama-ku, Hosoe 1228-2 **Tel:** (079) 231-4477
Holidays: Second Tuesday of every month (Wednesday if the second Tuesday falls on a national holiday), 12/28 - 1/4
WiFi: None
Parking: 100 cars (The multipurpose plaza can be used as temporary parking for an additional 110 cars)
URL: <http://www.himejiminatodome.jp/>

Reception Halls

明治43年創業

Founded in Meiji 43
Nadagiku Sake Brewery
<http://www.nadagiku.co.jp/gourmet/nishigura>
Enjoy a meal at the quaint wooden sake brewery, which was established at the founding in 1910. Please use these facilities for banquets as part of your convention, or take a tour of the sake brewery.

A social gathering at a sake brewery with an old history is also good.

Address: 670-0972 Tegara 1-121
Tel: (079) 285-3111
Holidays: Year-end and New Year's holidays
WiFi: None **Parking:** 10 cars

Venue name	Floor	Capacity (persons)	
		Seats	Standing room
Nishikura	2	45	120
Nakagura	1	45	—
Kamaba	1	45	—

Nishikura

古い歴史がある酒蔵での懇親会もいいよ。

Soraniwa
<http://www.soraniwa-setre.com/>
8-minute walk from Himeji Station. This restaurant overlooks Himeji Castle, a World Heritage Site and National Treasure. At SORA NIWA, we serve the blessings of the earth and sea from Himeji and Harima. A plate of vegetables from our contracted farmers is waiting for you.

How about a social gathering while looking at Himeji Castle in front?

Address: 672-0023 Honmachi 241
Tel: (079) 281-0070
Holidays: Mondays and Tuesdays **WiFi:** None

Venue name	Floor	Capacity (persons)	
		Seats	Standing room
Restaurant	6	60	—
Banquet Hall	7	50	80

正面の姫路城を眺めながらの懇親会はどうですか。

Himeiji Castle Nishi-Oyashiki-ato Garden KOKO-EN
Kassui-ken Restaurant
<http://www.himeiji-machishin.jp/tyokka/kokoen/kassuiken/>
This Japanese garden is located to the west of Himeji Castle, a World Heritage Site and National Treasure. Enjoy a calm, relaxing time while looking at the seasonal scenery.

Let's hold a social gathering in the Japanese garden next to Himeji Castle.

Address: 672-0023 Honmachi 68
Tel: Please contact the Himeji Convention & Visitors Bureau with any inquiries.
Holidays: 12/29 and 12/30 **WiFi:** None

Venue name	Floor	Capacity (persons)	
		Seats	Standing room
		55	—

姫路城の横にある日本庭園で懇親会を開きましょう。

Reception Halls

Harima-no-Kuni Sosha Shrine
<http://sousha-wedding.com/banquet/>
Harima-no-Kuni Sosha Shrine has a 1,400-year history. It enshrines the deities Itate-no-Okami and Hyozu-no-Okami. Every day, we look forward to serving you the seasonal blessings of Harima, a treasure trove of food prepared using authentic Japanese tastes and methods, served at our restaurant and as wedding dishes.

Address: 670-0015 Sosha Honmachi 190
Tel: (079) 224-1111 (Switchboard)
Holidays: None **WiFi:** None **Parking:** 30 cars

Venue name	Floor	Area (m²)	Capacity (persons)	
			Seats	Standing room
Choseiden	1	185	100	120

Venue name	Floor	Area (m²)	Capacity (persons)	
			Seats	Standing room
Horai	2	170	80	100

Venue name	Floor	Area (m²)	Capacity (persons)	
			Seats	Standing room
Harima	2	205	120	140

Himeji Monolith
<http://produce.novarese.jp/himeji-monolith/>
Himeji Monolith, designated by Himeji City as an important building in the cityscape to commemorate 80 years since the construction of the former Himeji Telegraph Bureau in front of Himeji Castle, is a building that reproduces the original building's sophisticated stage.

Address: 670-0015 Sosha Honmachi 115 **Tel:** (079) 286-5858
Holidays: Year-end and New Year's Holidays, every Tuesday and Wednesday (except holidays), not closed if there is a banquet being held
WiFi: None **Parking:** Free parking available

Venue name	Floor	Area(m²)	Capacity (persons)	
			Seats	Standing room
Dining room	2	223	120	150
Lounge	1	202.5	60	100
Crystal Hall	1	96	48	60
Private Room 1	1	27.49	14	20
Private Room 2	1	54.24	28	40

Egret Castle Mille
<https://www.himejicastlehotel.co.jp/restaurant/mille/dinner.php>
This striking location looks like something out of a picture. The outstanding scenery overlooks Himeji Castle.

Address: 670-0012 Honmachi 68-290, Egret Himeji 4F
Tel: (079) 225-0030
Holidays: One Monday every month (irregular)
WiFi: Available **Parking:** Egret parking lot (fee applies)

Floor	Capacity (persons)					
	Private room (For 10 guests)	Private room (For 35 guests)	Table (Seats 4)	Table (Seats 3)	Table (Seats 6)	Counter (Seats 2)
4	10	35	36	3	6	12

HarmonieH at State Himeji Bank
<https://harmonie-wedding.jp/himeji/>
At Harmonie H, in the former State Himeji Bank building in front of Himeji Station, we use food unique to Himeji to create special moments that will last in the hearts of all types of customers. We offer services tailored to your needs, such as receptions, lectures, meetings, exhibitions and more.

Address: 670-0912 Minami-machi 47
Tel: (079) 287-1222(Bridal), (079) 287-1241(Restaurant)
Holidays: Tuesdays (open if Tuesday is a national holiday, may change depending on banquet and wedding schedule)
WiFi: Available **Parking:** 70 cars

Venue name	Floor	Capacity (persons)		
		Formal dinner	Cocktail style	Conference format
Art du Cut	3	100	180	90
Hannelore	1	90	150	80
Library Ratbil	B1	40	55	15

Himeji Gokoku Shrine
<https://www.shirasaginomiya.com/reception.html>
There are large windows on three walls to create an open, bright, and relaxed venue where you can see scenery unique to the area, including Himeji Castle, from the windows. This breezy space lets you experience the beauty of the four seasons. The unique location of the Himeji Gokoku Shrine will delight all visitors.

Address: 670-0012 Honmachi 118 **Tel:** (079) 224-0559
Holidays: Tuesdays **WiFi:** None **Parking:** Available

Venue name	Floor	Capacity (persons)
		Formal dining
Annei-no-ma	2	60

Unique Venues Himeji Plan

You can use unique venues, including Himeji Castle, a World Heritage Site and National Treasure, as venues for your various meetings, including receptions and parties. Please make use of these venues to make hosting your convention at Himeji even more attractive and valuable.



Himeji City Museum of Art



San-no-Maru Plaza

Uses of Unique Venues

- Reception parties
- Various ceremonies
- Conferences, academic conferences, seminars
- Product unveilings
- Press conferences, exhibitions, etc.



San-no-Maru Nishitakadai



Ni-no-Maru Plaza



Koko-en Garden



Himeji Literature Museum



Himeji Literature Museum



Shosha Handicraft Museum

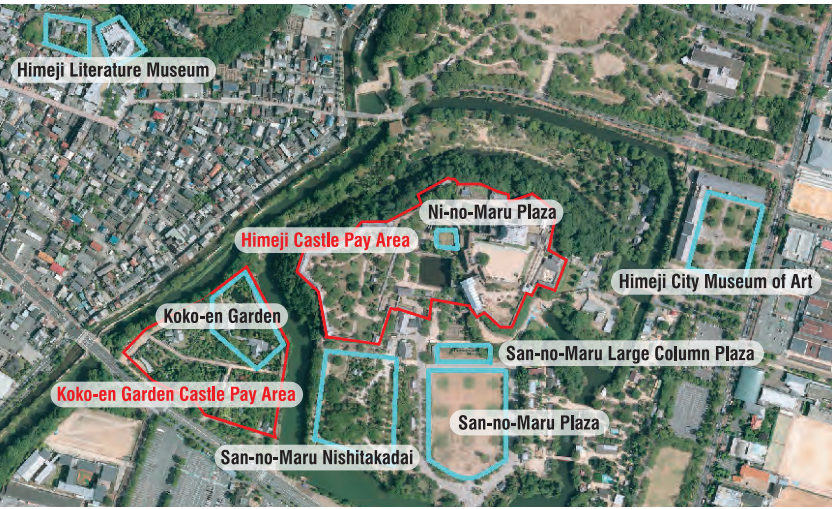


San-no-Maru Plaza

Available facilities

Facility	
Himeji Castle	San-no-Maru Plaza (all)
	San-no-Maru Plaza (half)
	San-no-Maru Nishitakadai
	San-no-Maru Large Column Plaza
	Ni-no-Maru Plaza
Himeji Castle Nishi-Oyashiki-Ato Garden KOKO-EN	
Himeji City Museum of Art (front garden)	
Himeji Literature Museum (Bokeitei West Plaza, rooftop terrace)	
Himeji City Shosha Handicraft Museum	

Location of available facilities



World Heritage Site and National Treasure

Himeji Castle

Built over 400 years ago, Himeji Castle was constructed on a site with over 600 years of historical significance. It is a symbol of Himeji and contains many national treasures, important cultural properties, legends, and more.

Address: 670-0012 Honmachi 68 Tel: (079) 285-1146 (Himeji Castle Management Office)
Opening hours: 09:00-17:00 (entry 16:00)
*09:00 - 18:00 in summer (April 27-August 31) (entry 17:00)
Admission fee: Adults (18 years old and over) 1,000 yen,
Students (Elementary, Junior High, and Senior High School) 300 yen
30 persons and over Adults 800 yen, Student 240 yen
Closed (scheduled): 12/29,30

Himeji Castle West Imperial Palace Ruins Garden

Koko-en Garden

This Japanese style garden with a path around a pond was opened in 1992 with a view of Himeji Castle, the World Heritage Site and National Treasure. You can enjoy walking through the gates and hedges of nine different styles of gardens.

Address: 670-0012 Honmachi 68 Tel: (079) 289-4120 Closed (scheduled): 12/29,30
Opening hours: (April 27-August 31) 09:00-18:00 (entry 17:30),
(September 1-April 26) 09:00-17:00 (entry 16:30)
Admission fee: Adults (15 years old and over) 300 yen, Students (Elementary and junior high school)
150 yen, 30 persons and over Adults 240 yen, Student 120 yen

Special Head Temple of the Tendai Sect

Shoshazan Engyo-ji temple

Located in the northwest part of Himeji City, Engyo-ji Temple of the Tendai Sect was opened in 966 by the Shoku Shonin and is called the Mt. Hiei of the West.

Address: 671-2202 Shosha 2968
Tel: (079) 266-3327 (Office), (079)266-3240 (Engyoji Kaikan)

A Designated National Research and Development Corporation

RIKEN Spring-8 Center

We further comprehensive research on synchrotron radiation, focusing on SPring-8, a large synchrotron radiation facility that can generate the world's highest performance radiation.

Address: 679-5148 Sayo-gun, Sayo-cho Kouto 1-1-1
About facility tour/ Tel: (0791) 58-0909 E-mail: rikenvisit@spring8.or.jp



The north area in the station

1 Himeji Green Hotel Sakamoto

Address: 670-0016
Sakatomomachi 100
Tel: (079) 289-0088
WiFi: Available
Parking: 80 cars

Room type	number of rooms
Single	28
Double	49
Twin	27
Special room (2-4 people)	1



2 HOTEL WING INTERNATIONAL HIMEJI

Address: 670-0921
Watamachi 132
Tel: (079) 287-2111
Parking: 50 cars

Room type	number of rooms
Single	48
Semi-double	52
Double	5
Twin	6



4 HOTEL ABEST HIMEJI

Address: 670-0911
Junishomae-cho 54
Tel: (079) 283-5963
Parking: 20 cars

Room type	number of rooms
Single	43
Double	16
Twin	2



5 Himeji Green Hotel Tatemachi

Address: 670-0903
Tatemachi 83
Tel: (079) 288-2000
Parking: 35 car
Notes: There is a view public bath


Room type	number of rooms
Single	120
Double	5
Twin	2
Japanese-style (2-4 people)	1



7 APA Hotel (the Himeji Station north)

Address: 670-0926
Higashiekimae-cho 98
Tel: (079) 284-4111


Room type	number of rooms	Room type	number of rooms
Single	91	Double	24
Semi-double	24	Twin	29



8 Comfort hotel Himeji

Address: 670-0935
Hojoguchi 1-50-3
Tel: (079) 286-8511
Parking: 27 cars

Room type	number of rooms
Double Economy	136
Twin Economy	16



10 Toyoko Inn Himeji-eki Shinkansen Kita-guchi

Address: 670-0913
Nishiekimae-cho 52-2
Tel: (079) 226-1045
Parking: 64 cars

Room type	number of rooms
Single	297
Twin	91
Heartful Twin	1



11 Hotel Monterey Himeji


Address: 670-0927 Ekimae-cho 60
Tel: (079) 224-7111
Parking: 197 cars Notes: Rooms 274



13 Via Inn Himeji

Address: 670-0962
Minamiekimae-cho 33-1
Tel: (079) 286-6111
Parking: 24 cars

Room type	number of rooms
Single	180
Economy single	12
Twin	11
Economy twin	8



14 Himeji-Ekimae Universal Hotel South Exit

Address: 670-0961
Nonen-cho 26
Tel: (079) 222-4000
Parking: 37 cars
Notes: Large Bath

Room type	number of rooms
Single	173
Double	65
Twin	100



3 Hotel Claire Higasa

Address: 670-0911
Junishomae-cho 22
Tel: (079) 224-3421
Parking: 25 car
Notes: There is a view public bath


Room type	number of rooms	Room type	number of rooms
Single	38	Japanese Single	5
Semi-double	6	Tripple	4
Double	1	Japanese-style	5



6 Daiwa Roynet Hotel Himeji

Address: 670-0927
Ekimae-cho 353
Tel: (079) 287-0655
Parking: 52 car

Room type	number of rooms
Single	155
Double	10
Twin	50
Suite	2
Universal	1



9 Hotel Livemax Himejiekimae

Address: 670-0912
Minamimachi 14-2
Tel: (079) 282-4400
Parking: 3 car

Room type	number of rooms
Single	44
Semi-double	32
Double	7
Twin	8



The south area in the station

12 Toyoko inn Himeji Station Shinkansen South Gate

Address: 670-0962
Minamiekimae-cho 97
Tel: (079) 284-1045
Parking: 66 car

Room type	number of rooms
Single	150
Double	14
Twin	18
Deluxe Single	28



15 Hotel Nikkou Himeji

Address: 670-0962
Minamiekimae-cho 100
Tel: (079) 222-2231
Parking: 250 car

Room type	number of rooms	Room type	number of rooms
Single	156	Tripple	14
Semi-double	14	Japanese-style	2
Double	28	Suite	1
Twin	42		



16 Hotel Alpha-one Himejiminamiguchi

Address: 670-0962
Minamiekimae-cho 91-5
Tel: (079) 226-0005
Parking: Contract parking lot
Notes: Large bath


Room type	number of rooms
Single	190
Double	22
Twin	12



19 HOTEL CROWN HILLS HIMEJI

Address: 670-0965
Higashinobusue 3-56
Tel: (079) 222-8000
Parking: 100 cars
Notes: Large bath

Room type	number of rooms
Single	120
Double	40
Twin	50
Tripple	2



22 Richmond Hotel Himeji

Address: 670-0961
Nonen-cho 2-7
Tel: (079) 225-6255

Room type	number of rooms
Single	152
Twin	47
Twin (Japanese-style)	3
Universal Twin	1



25 Ueyama ryokan

Address: 671-2112 Yumesaki-cho shiota 287
Tel: (079) 336-0020
Parking: 50 cars
Notes: Large bath



28 Chisun Inn Himeji Yumesakibashi

Address: 671-2214
Nishiyumesakidai 3-5
Tel: (079) 267-7511
Parking: 73 cars


Room type	number of rooms
Single	36
Double	25
Twin	25
Tripple	12



17 Hotel Himeji Plaza

Address: 670-0964
Toyoazawa-cho 158
Tel: (079) 281-9000
Parking: 30 cars


Room type	number of rooms
Single	110
Semi-double	10
Double	3
Twin	63
Tripple	8



20 Himeji Castle Grandvrio Hotel

Address: 670-0940
Sanzaemonbori nishi-no-machi 210
Tel: (050) 5847-7770
Parking: 180 cars, 10 bus
Notes: Large bath

Room type	number of rooms
Single	191
Twin	65
Japanese / Western	3
Barrier-free room	1
Suite	1



23 Hotel Livemax PREMIUM Himejiekimi-minami

Address: 670-0964
Toyoazawa-cho 144
Tel: (079) 284-2210
Notes: Large bath


Room type	number of rooms
Single	179
Twin	14
Barrier-free Single	1



18 DORMY INN HIMEJI

Address: 670-0964
Toyoazawa-cho 160-2
Tel: (079) 286-5489
Parking: 26 cars
Notes: Large bath

Room type	number of rooms
Single	91
Double	55
Twin	9
Tripple	5



21 Hotel Livemax Himejishiyakusyo-mae

Address: 670-0955
Yasuda 3-5
Tel: (079) 226-7400
Notes: 1 person 1 room

Room type	number of rooms
Single	78




Area in a suburb

24 Yumenoi

Address: 671-2103
Yumesaki-cho maenosho 187
Tel: (079) 336-1000
Parking: 100 cars
Notes: Large bath, etc

Room type	number of rooms
Twin	8
Japanese-style (3-6 people)	65
Special room	1
Japanese-style (room with an open air bath)	5



27 SETRE Hightlandvilla HIMEJI

Address: 670-0891
Hiromineyama 224-26
Tel: (079) 284-3010
Parking: 40 cars
Notes: Large bath

Room type	number of rooms
Double	2
Twin	5
Tripple	2
Japanese / Western	2
Special room	3



30 Hoshinoko Yakata

Address: 671-2222
Aoyama 1470-24
Tel: (079) 267-3050
Parking: 37 cars, 1 bus

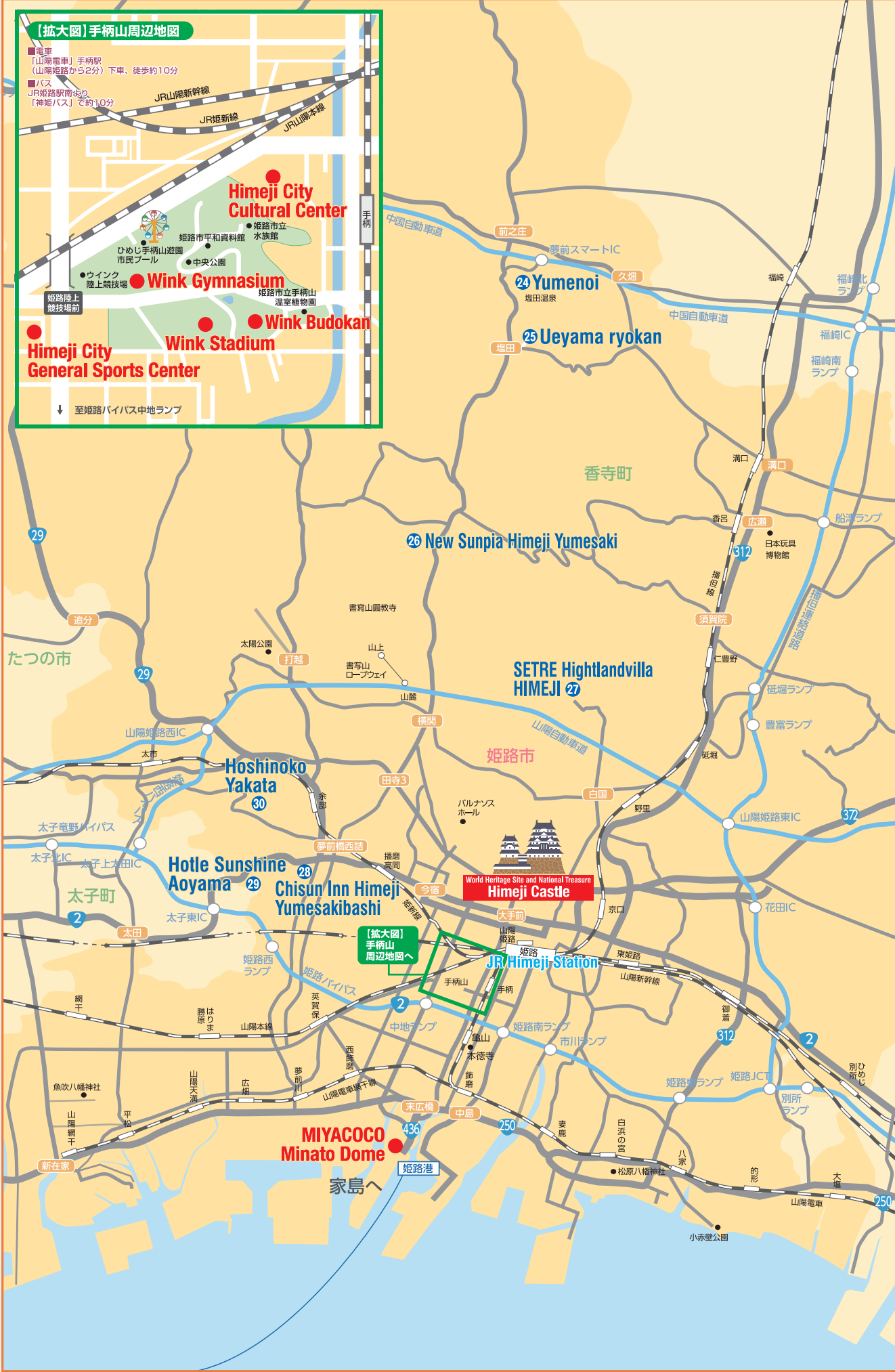
Room type	number of rooms
A Type	11
B Type	2
C Type	1



Himeji City Convention Facilities & Hotels Map



Himeji City Convention Facilities & Hotels Map



Subsidies based on the number of hotel guests in the city may be issued for business and academic conferences, corporate conventions, sporting events, training camps, etc. that cover an area larger than Kinki and are held in Himeji.

Subsidy type		Conditions
Subsidies for holding conventions	Tournaments <ul style="list-style-type: none">Conferences, meetings, seminars, trainings, etc.	Number of overnight guests from outside of Hyogo × 2,000 yen <ul style="list-style-type: none">Kinki Regional tournament or higher, or event of equivalent scale25 or more participants or overnight guests from outside of HyogoMaximum amount: 2,000,000 yen
	Academic Conferences <ul style="list-style-type: none">Conferences held to present academic research, composed of researchers, and hosted by organizations that aim to improve and develop academic research.	Number of overnight guests from outside of Hyogo × 2,000 yen <ul style="list-style-type: none">Kinki Regional event or higher, or event of equivalent scale25 or more participants or overnight guests from outside of HyogoMaximum amount: 2,000,000 yen
	Business Conventions <ul style="list-style-type: none">Conferences hosted by companies, including meetings related to incentives and seminars, conventions, research meetings, etc. that are not for-profit.	Number of overnight guests from outside of Hyogo × 1,000 yen <ul style="list-style-type: none">Kinki Regional event or higher, or event of equivalent scale25 or more participants or overnight guests from outside of HyogoMaximum amount: 500,000 yen
	Sports Tournaments <ul style="list-style-type: none">Tournaments organized or co-sponsored by a competitive organization or its subsidiary organization whose purpose is the promotion and development of competition through the tournament.	Number of overnight guests from outside of Hyogo × 500 yen <ul style="list-style-type: none">Kinki Regional tournament or higher, or event of equivalent scale50 or more participants or overnight guests from outside of HyogoMaximum amount: 1,000,000 yen
	Training Camps <ul style="list-style-type: none">Sports, cultural, or other not-for-profit training camps held for the purpose of improving skills or exchange and organized by clubs comprising students of schools as defined by the School Education Act, or organizations and corporations belonging to sporting or cultural associations.	Number of overnight guests from outside of Hyogo × 300 yen <ul style="list-style-type: none">50 or more participants or overnight guests from outside of HyogoMaximum amount: 300,000 yen
Shuttle bus subsidy	Number of shuttle buses × 50,000 yen <ul style="list-style-type: none">Convention Subsidies must apply to be eligible300 or more participantsTransport between two or more venues in the city (excludes socializing events and sightseeing spots)Maximum amount: 250,000 yen (5 buses)May not overlap with subsidies for sightseeing buses.	
Sightseeing bus subsidy	Number of sightseeing buses × 50,000 yen <ul style="list-style-type: none">Convention Subsidies must apply to be eligibleVisits to two or more sightseeing spots in the cityAt least 25 riders per busMaximum amount: 250,000 yen (5 buses)May not overlap with subsidies for shuttle buses.	
Excursions Bus subsidy	Number of sightseeing buses × 50,000 yen <p>If international academic conferences, national tournaments, etc. held in Himeji City hold excursions to destinations outside of Himeji City</p> <ul style="list-style-type: none">At least 25 riders per busMaximum amount: 250,000 yen (5 buses)	

- Notes:
1. If the number of overnight guests exceeds the number reported at the time of application, the number reported at the time of application will be used.

2. Please submit a survey of participants from outside of Hyogo.
* You are required to submit surveys from at least 20% of convention participants

3. Please submit a Project Cancellation / Change Application to make any changes (number of people, etc.) or to cancel after your application has been approved.

4. If you receive both convention hosting subsidies and bus subsidies, the combined maximum subsidized amount will be that of the maximum convention hosting subsidy.

5. The following types of conventions are eligible for subsidies.
 - Activities recognized by the board chairman to be appropriate

6. Conventions corresponding to any of the following are not eligible for subsidies.
 - Political or religious activities
 - Activities that violate public morals
 - Activities that receive other grants or subsidies from Himeji City
 - Activities that collect admission fees from some number of their participants
 - Other activities recognized by the board chairman to be inappropriate

7. Subsidies will be transferred to the financial institution account belonging to the organizer after results are reported.
* Personal accounts may not be used.

Other Support

Available hosting support for conventions, academic conferences, business conferences, and sports tournaments

1 Pamphlets

- Himeji Sightseeing Guidebook (A5-size booklet)
 - Himeji Tourist Guide Map (6-fold)
- * Also available in English, Chinese (traditional and simplified), Korean, and other languages.

For events of the following size

We will provide the same number as you have applicants for your event (with some restrictions for especially large events). However, this may change depending upon supplies.



2 Convention bags

- Non-woven fabric
 - Vinyl
- * Up to 200 non-woven fabric or vinyl bags available free of charge
A fee of 20 yen per bag applies for every bag after the first 200.

For events of the following size	Number of participants
Kinki / Hyogo Prefecture level-events and higher *Event name printed on the cover	100 or more

3 Discount tickets for Himeji City Tourist Facilities

Approximately 20% off admission fees

For events of the following size	Number of participants
Kinki / Hyogo Prefecture level-events and higher *Event name printed on the cover	100 or more



4 Welcome sign

- Installed at:
- JR Himeji Station Central Concourse South Exit
 - JR Himeji Castle Exit

For events of the following size	Number of participants
Kinki-level events and higher (Kinki, West Japan, national, and international events)	100 or more
Kinki / Hyogo Prefecture-level events	1,000 or more (Negotiable)

